



BOATSWAIN LIGHTING

TRANSLUCENT PORCELAIN DESIGN



Client list

A brief selection of the venues and clients that Boatswain Lighting have supplied....

- Lutyens Restaurant, Conran & Partners
- Four Seasons Hotel & Spa, Mauritius
- Wedding Hall, Aloft Hotels, Abu Dhabi
- Private Palace, Riyadh, Saudi Arabia
- Boca Beach Hotel, Florida, USA
- St. Pancras Station, Eurostar, London, UK
- St Regis Hotel, Osaka, Japan
- Sheraton Poznan Hotel, Poland
- Corinthia Palace Hotel, St Petersburg, Russia
- Marriott Hotel, Champs Elysees, Paris, France
- Marriott Hotel, Waltham Abbey, London, UK
- Molton Brown Spas, UK
- Hotel Monte Mulini, Croatia
- Goldbrick House Champagne Restaurant, Bristol, UK
- Portopia Hotel, Kobe, Japan
- Falksteiner Hotels, Marienbad, Czech Republic
- The Westin Hotel, Rotterdam, Netherlands
- Trianon Palace Hotel, Versailles, France
- Isle of Capri Casinos Inc. UK
- Private Residences, Bahrain, Dubai, USA, Europe



Porcelain

Translucent porcelain naturally softens and diffuses light, filling interior spaces with a calm warm ambience unmatched by any other material. Completely heat resistant and easy to clean, porcelain does not tarnish or degrade and remains unaffected by time. Throughout history, since it was first made in the Far East, porcelain has been highly valued for its purity and mysterious translucency.

It is these unique characteristics which make porcelain an ideal material for Boatswain Lighting's innovative and opulent installations.

About Boatswain Lighting

Jason Boatswain has been designing and making lighting since 1998. After graduating from Central St Martins School of Art he became involved in developing decorative lights using porcelain.

Boatswain Lighting designs and manufactures elegant porcelain lighting features which are timeless in their appearance and equally appropriate in both classic and contemporary environments.

Adorning prestigious interiors worldwide, Jason works closely with architects, interior designers and private clients to create bespoke lighting features renowned for their calm glow.

Inspiration comes from the beauty and natural qualities of translucent porcelain. Boatswain Lighting has a team of designer/makers who love to explore the potential of porcelain for lighting.

Their ambition is to push the boundaries of this ancient material and incorporate it with modern design and lighting technologies. Boatswain Lighting draws together the traditional and the contemporary continuing the process of firmly establishing the place of this regal material in the realm of classic decorative lighting.

Our designers are keen to discuss client requirements, provide porcelain samples, CAD drawings and quotations.

The company takes pride in providing high quality products and

All Boatswain Lighting porcelain is
hand made in Wiltshire, England

Cover: Andante Two Tier Chandeliers
for Eight Members Club,
London

Left: Corney & Barrow, London
In association with
www.nelsonsdesign.co.uk

Right: Twelve Tier Chandelier for
Barker & Stone House





Lutyens Restaurant

Bar and Cellar Rooms.

Fleet Street, London.

"As a designer I have always been well aware of how dramatically the quality of lighting can transform a room. When I saw the stunning lights I knew immediately they were perfect for Lutyens. We have created a sophisticated, timeless space that reflects the 1930s feel of the building but finished in a modern style. The delicate chandeliers in the main restaurant complement this perfectly, while the pendant lights in the bar provide elegant finishing touches. Most importantly they cast a beautiful, calm and mellow light that welcomes guests into the space."

Sir Terrance Conran | Conran & Partners

"The client wanted a space that was timeless, sophisticated and elegant. Two long central banquettes create a strong connection between the two main beautiful original arched windows and bring order and calmness to a previously irregular room.

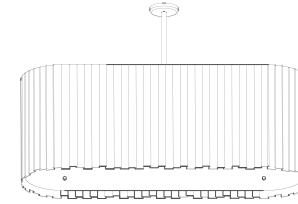
The delicate, undulating chandeliers complement the 1930's feel perfectly and highlight this main axis with a soft light enhancing the welcoming ambience. Meanwhile, the pendant and wall lights provide tasteful finishing touches in the Bar."

Louise James | Conran & Partners

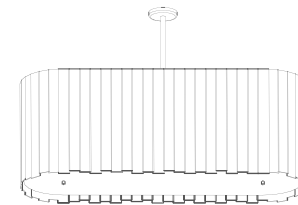


Andante & Nuage Chandeliers

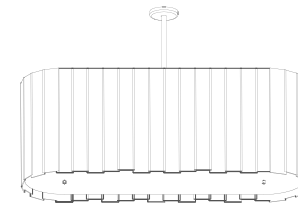
These two elegant chandelier styles are designed to bring a calming ambience to dining areas. They provide a stunning centre piece which lends a gentle formality to both classic and contemporary interiors. As with all Boatswain Lighting chandeliers, the light they emit is rich and flattering, creating a convivial atmosphere which is crucial to a successful dining environment.



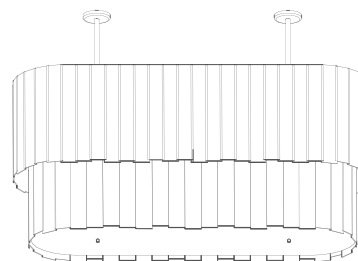
Andante - 30mm width tiles
h:390mm w:300mm l:1000mm
h:450mm w:400mm l:1200mm



Andante - 40mm tiles
h:390mm w:300mm l:1000mm
h:450mm w:400mm l:1200mm



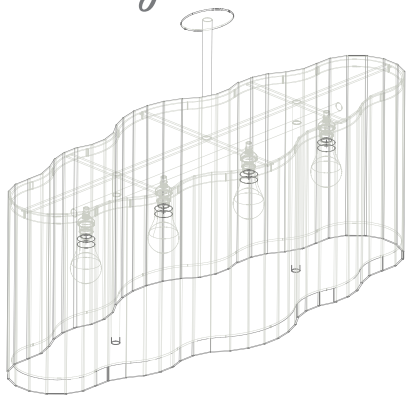
Andante - 60mm tiles
h:390mm w:300mm l:1000mm
h:450mm w:400mm l:1200mm



Bespoke Design
Andante -2 Tier with 60mm tiles
h:600mm w:400mm l:1500mm

Boatswain Lighting incorporates traditional materials and techniques, interpreting them in an exciting but understated way.

Nuage



Nuage
40mm 'Torn & Textured' tiles
h:380mm w:300mm l:1000mm

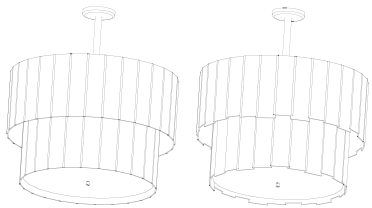


Two-Tier Drum Chandelier

The Drum Chandelier has the timeless elegance of a classic design with a modern twist. Each is made up of two tiers of translucent porcelain tiles with an internal diffuser recessed within the lower tier.

The 500mm diameter Two-Tier Drum chandelier is part of the Boatswain Lighting Classic Collection. Available with even length tiles as shown in the image or 'feathered' tiles as shown in the sketch below.

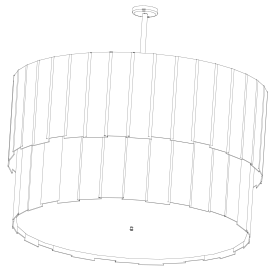
Our bespoke service allows us to create unique designs to suit the individual needs of our clients. The sketches below show examples of other dimensions available. Do contact us to discuss how we can adapt this style to suit your requirements.



Classic Collection

Two-Tier Drum - with plain tiles, 60mm wide tiles
h: 350mm ø 500mm

Two-Tier Drum - with feathered tiles 60mm wide tiles
h: 380mm ø 500mm

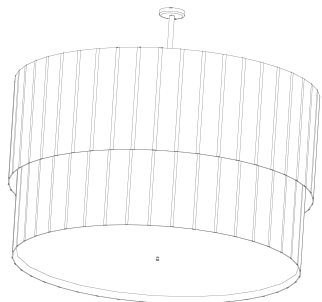


Example of Bespoke Design

Two-Tier Drum with feathered tiles

h. 600mm ø 1000mm

100mm wide tiles



Example of Bespoke Design

Two-Tier Drum

h. 720mm ø 1200mm

100mm wide tiles

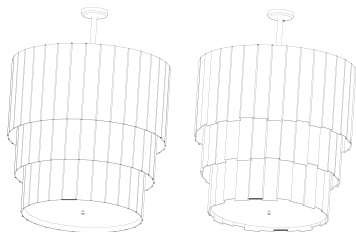


Three-Tier Drum Chandelier

This elegant chandelier creates a sense of understated opulence in any interior.

The 600mm diameter Three-Tier Drum chandelier is part of the Boatswain Lighting Classic Collection. Available with even length tiles as shown in the image or 'feathered' tiles as shown in the sketch below.

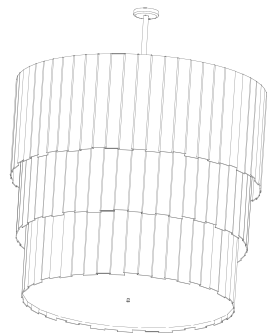
As with the Two-Tier Drum on the opposite page our bespoke service allows us to create unique designs to suit the individual needs of our clients. The sketches below show examples of other dimensions available. We will be happy to discuss how we can adapt this style to suit your requirements.



Classic Collection

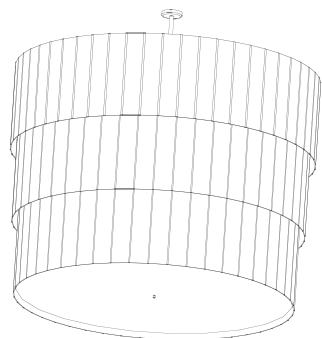
Three-Tier Drum - with plain, 60mm width tiles
h. 600mm ø 600mm

Three-Tier Drum - with plain, 60mm width feathered tiles
h. 600mm ø 600mm



Example of Bespoke Design

Three-Tier Drum with feathered tiles
h. 900mm ø 1000mm
60mm wide tiles



Example of Bespoke Design

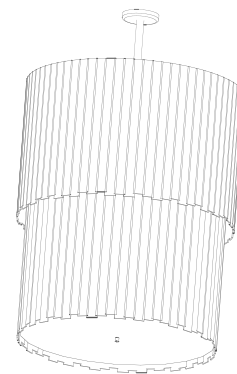
Three-Tier Drum
h. 1120mm ø 1500mm
100mm wide tiles





The Isherwood Chandelier

Sophisticated and refined in their style the Isherwood chandeliers are created using many slender porcelain tiles. The rhythm of contrasting light emitted through the overlapping porcelain creates an effect of exquisite delicacy.

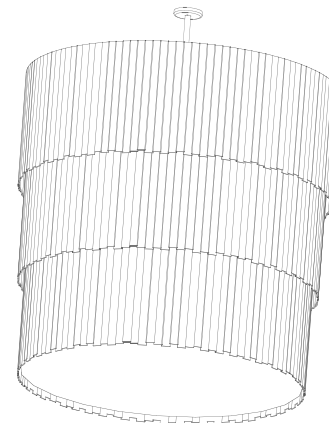


Classic Collection

Two-Tier Isherwood

h. 600mm ø 600mm

30mm wide porcelain tiles



Example of Bespoke Design

Three-Tier Isherwood h.1100mm ø 11

Eurostar, St Pancras

"... The chandeliers are
a great success...
creating an environment
which has a strong
sense of place and
celebrates the strength
of British design ..."

Ross Hopcraft.
Land Design Studio

Five-Tier Polo style Chandelier
h:1900mm ø1800mm

100mm width plain porcelain
tiles.





eleven

Butterfly Ball Chandeliers

These dramatic spherical chandeliers are composed of numerous translucent porcelain butterflies each embossed with a delicate damask texture.

The butterflies appear to be gathering around a central point as though drawn to the light.

These stunning lighting features make a dramatic centre piece ideal for use in a variety of interiors, including entrance halls, reception rooms, dining rooms and bedrooms.

Classic Collection

Small Butterfly Ball

72 no. Butterflies, ø 500mm

h:1700mm (maximum, adjustable)

Classic Collection

Butterfly Ball

176 no. Butterflies, ø 800mm

h:1900mm (maximum, adjustable)





Tiled Wall Lights

Drawing together both classic and contemporary styles, these elegant tiled wall lights cast a clear functional light in combination with a calm flattering glow.

Each style is available in all of the surface finishes shown as swatches on page eighteen. Should you require a different style or dimensions to the items shown on this page, please inform us of your requirements and we will create bespoke wall lights to suit your individual needs.

Wall lights can be used to punctuate interior spaces, highlight architectural features and enhance the proportions of a room.

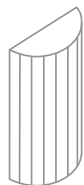
Please note: These wall lights show textured porcelain. Plain clean-cut tiles are available as standard



Classic Collection

Drum Wall Light

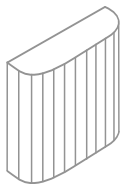
h:220mm w.150mm



Classic Collection

Tall Drum Wall Light

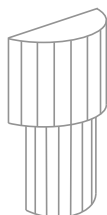
h:300mm w.150mm



Classic Collection

Wide Drum Wall Light

h:350mm w.300mm



Classic Collection

Tomtom Wall Light

h:400mm w.240mm



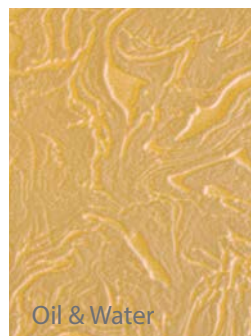


Porcelain Finishes

Natural translucent porcelain is a fine material which picks up minute differences in surface texture. Boatswain Lighting has used this quality to develop a range of embossed designs which add exquisite detail to our lighting features.

Chandeliers and wall lights, both bespoke and from the Classic Collection, can be produced using any of the finishes and textures shown below at an additional cost.

Samples are available upon request.



Radisson Royal Hotel

DUBAI, UNITED ARAB EMIRATES

Furnishing interiors worldwide our chandeliers provide a beautiful ambiance and are a stunning feature to enhance a warm and inviting dining room.




Aqua Restaurant & Bar

BRISTOL, ENGLAND

"..... a truly unique product that has an altogether premium feel. More than simply choosing an off-the-shelf solution we were able to design lights that exactly fit the size and proportion of the space we were working within. They look fantastic and add a real wow factor!"

Simple Simon Design



Aqua Restaurant & Bar


These contemporary three tier chandeliers work beautifully providing focal points in both the restaurant and bar area. As well as creating dramatic centrepieces to the restaurant and bar, the chandeliers spread a warm light to create a relaxing atmosphere.





Sylph Shades

Sylph shades are timeless in their appearance. These graceful pendants can be hung singly, in a cluster or a row, over a dining table, kitchen island or bar.



Classic Collection

Sylph

h:340mm ø 160mm



Classic Collection

Plain Sylph

h:340mm ø 160mm





Simple Shades

These smooth dome shaped pendant shades spread a wide pool of light below. These shades are a popular choice in private residential interiors as well as restaurants, bars and coffee shops. In addition to the plain shades, these forms are also available with strikingly delicate embossed detail.



Classic Collection

Large Paper Porcelain
h.260mm ø 210mm



Classic Collection

Small Paper Porcelain
h.210mm ø 150mm



Marriott Hotel

Champs Elysees, Paris

Commissioned by RPW Design, London, the concept was to create lighting features with an understated opulence. The light emitted was to be both calm and flattering, to create a pleasant atmosphere in which diners would feel able to relax and enjoy their meals.

Each of these elegant chandeliers has two translucent diffusers and porcelain tiles at varying lengths to create a feathered effect.



Bespoke Service

Boatswain Lighting offers a Bespoke design and manufacturing service producing unique lighting features for individual clients.

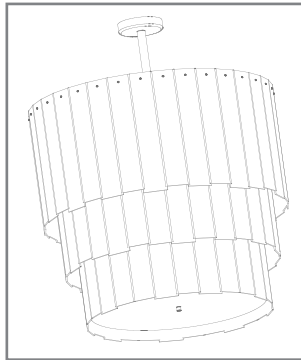
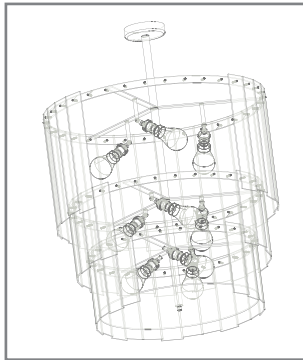
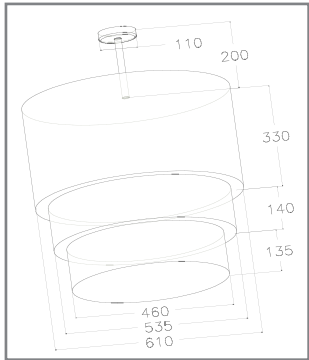
This service is utilized by professional architects, interior designers and private clients alike.

HOW TO PROCEED

The process of developing bespoke projects can be tailored to suit each client.

The following is a guideline...

- Client requirement and ideas discussed
- Boatswain Lighting will provide a sample pack of porcelain tiles to suit the requirements of each individual client
- Initial design and electrical specifications agreed. Quotation provided along with basic drawings if required
- Further discussion may be necessary regarding design detail followed by a revised quotation
- Once confirmed a 60% payment is requested
- CAD drawings provided if required
- Bespoke lighting manufactured with final 40% payment due on completion
- Full assembly instructions will be provided. Boatswain Lighting also offers an optional assembly service. Quotations available on request.



The three small CAD sketches and photograph briefly demonstrate the progressional design stages of a bespoke project.


This feature was produced for a private residence in association with R&R Designs www.nicolarichards.co.uk



Bespoke Gallery







www.boatswainlighting.co.uk

Director: T.J. Boatswain

Boatswain Lighting Ltd The Old Library Dean Hill Park West Dean Salisbury Wiltshire UK
T: 00 44 (0) 1794 340333 sales@boatswainlighting.co.uk

Stylist: Lucyina Moodie www.lucyina.com

Photographer: Julian McDonald www.vividsync.co.uk